



TMR MIXERS



40 ***SERIES*** ***CYCLONE***

PRODUCTIVE • INNOVATIVE • PROUD



PENTA'S STORY

THE CORE VALUES OF THE FAMILY FARM ARE IMPORTANT TO PENTA'S PEOPLE, AND ARE KEPT CLOSE TO THE HEART OF EVERY DECISION WE MAKE.

Penta comes from a long history of farming and farm equipment, early on at a local level, and more recently spreading across North America and internationally.

As a company, Penta entered the farm industry in the 1970's through sales and service of dairy equipment, particularly feeding and milking equipment.

In the early 1990's, Penta added TMR mixer lines to their sales lineup, selling and servicing mixers in the local market. Throughout that time, personnel at Penta were responsible for rebuilding all makes and models of mixers, and the understanding of the workings of a TMR mixer grew substantially.

In 2000, the production of the first Penta mixer began, with the first models available in early 2001. Over the course of the next decade, the Penta mixer line experienced many changes and improvements, including two unique auger systems and an increase in the sizes and models available. During this time the company expanded its reach into international markets, and moved its TMR production facilities to Petrolia, Ontario.

Following the phenomenal success of the Penta TMR lineup, Penta expanded into tillage products. The first Penta cultivator was sold in 2009. Penta ceased Tillage production in 2020.

In September 2012, Penta introduced forage dump trailers to our product line, as part of our ongoing effort to provide farmers with strong and efficient equipment to improve their farms and their business. Further developments in 2015 included the purchase of Hagedorn and, one year later, the integration of this to the Penta production line.

As individuals, the ownership and many of the staff at Penta come from a background of farming, and many continue to participate in farming today. The values of the family farm are important to Penta as a company, and are kept close to the heart of every decision we make and challenge we face going forward into the future.





Discover the cutting edge of agricultural innovation with Penta Equipment's TMR Mixers.

As a trusted name in farming equipment, Penta has continuously redefined industry standards, and our TMR Mixers stand as a testament to our commitment to excellence.

REVOLUTIONIZING FEEDING PRACTICES

Designed with the needs of modern farmers in mind, Penta TMR Mixers revolutionize the way feed is prepared and distributed. Engineered with advanced technology and precision, our mixers ensure uniform blending of ingredients, resulting in nutritionally balanced rations that promote healthier livestock and maximize productivity.

UNMATCHED PRECISION, UNRIVALED PERFORMANCE

At the heart of every Penta TMR Mixer lies an intricate balance of innovation and reliability. Our mixers boast advanced tub geometry, meticulously calibrated auger-to-wall clearance, and robust construction, all working together to deliver unparalleled mixing accuracy and consistency.

TAILORED SOLUTIONS FOR EVERY OPERATION


Whether you operate a small family farm or a large-scale agricultural enterprise, Penta Equipment offers a diverse range of TMR Mixer models to suit your unique needs. From compact units ideal for tight spaces to high-capacity mixers capable of handling large herds, our lineup ensures there's a perfect fit for every operation.

PARTNERING FOR SUCCESS

With Penta Equipment's TMR Mixers, you're not just investing in a piece of equipment – you're gaining a reliable partner dedicated to your success. Backed by our exceptional customer service and a commitment to quality, our mixers empower farmers to optimize their feeding practices and thrive in today's competitive agricultural landscape.

EXPERIENCE THE PENTA ADVANTAGE

Join the countless farmers worldwide who have made Penta Equipment their trusted partner in agricultural efficiency and innovation. Contact us today to learn more about our TMR Mixers and discover how Penta can elevate your farming operation to new heights of success.



AGGRESSIVE

- Moves fibrous materials



TRIANGLE

- Breaks down hay bales



CURVED

- Slices materials to size



TUB & FRAME DESIGN

PATENT PENDING TUB DESIGN

AVAILABLE IN 1/4" OR 3/8" STEEL

MASSIVE DOORS

HEAVY DUTY PLANETARIES
540 RPM OR 1000 RPM AVAILABLE

CORNER DOOR OPTIONS AVAILABLE

STAINLESS STEEL INSERT ON LARGE TWIN MIXERS
IMPROVES TUB DESIGN FOR OPTIMAL AUGER-TO-WALL
CLEARANCE, ENSURING PRECISE MIXING RESULTS

ROBUST STEEL PLATE FRAME

CLEAN, COMPACT DESIGN


BRAKE AND STEERING OPTIONS AVAILABLE

ERGONOMIC DESIGNED PLATFORM

ALLOWS FOR GOOD VISIBILITY OF MIXING

SUPERIOR HOSE ROUTING

SAFELY TRAVEL FROM ONE SIDE OF
THE MIXER TO THE OTHER






TOPCON SCALE HEAD



TIRES



CONVEYOR




HITCHES



HYDRAULIC JACK

AUTOMATICALLY UP-SHIFTS AND DOWN-SHIFTS TO MAXIMIZE EFFICIENCY

ZUIDBERG HEAVY-DUTY TRANSMISSION



POWERSHIFT TRANSMISSION

Additional features are available for our TMR tubs, frames, drivelines, conveyors, and scales. There are multiple configurations and options available for each accessory. Please go to our website for further details at www.pentaequipment.com or contact your local Sales Representative.



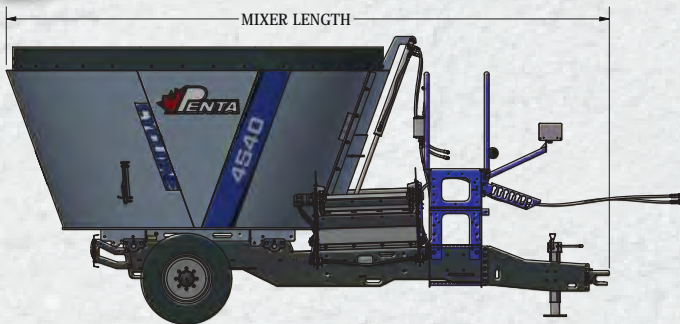
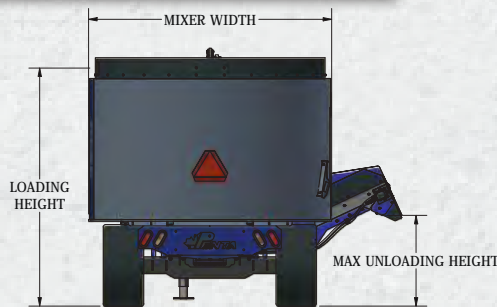
3040

SPECIFICATIONS	IMPERIAL	METRIC
CAPACITY	ft³	m³
	ft³	m³
TOTAL WIDTH	in	cm
TOTAL LENGTH	in	cm
LOADING HEIGHT	in	cm
MIN HORSEPOWER	HP	
EMPTY WEIGHT	lbs	

COMING
SOON

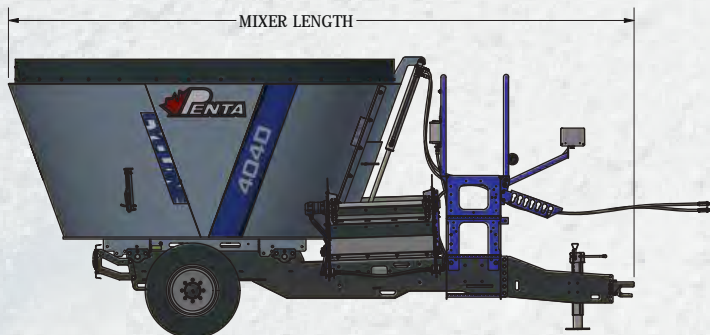
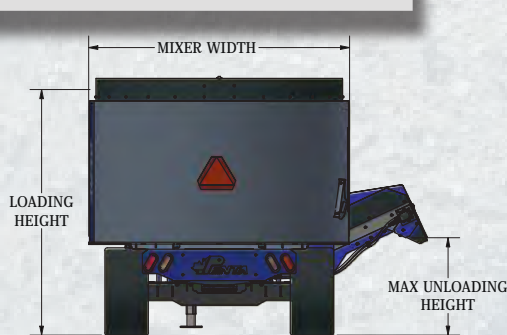
4540

SPECIFICATIONS		IMPERIAL	METRIC
CAPACITY	9" RUBBER EXTENSION	437 ft³	12.4 m³
	16" RUBBER EXTENSION	485 ft³	13.7 m³
TOTAL WIDTH		104 in	264 cm
TOTAL LENGTH		234 in	594 cm
LOADING HEIGHT	(STANDARD TIRES)	103 in	262 cm
MIN HORSEPOWER		60 HP	
EMPTY WEIGHT		10,480 lbs	




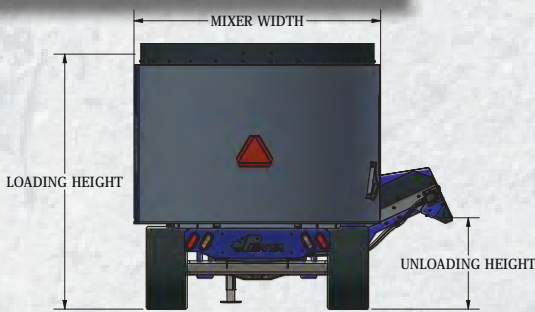
4040

SPECIFICATIONS		IMPERIAL	METRIC
CAPACITY	9" RUBBER EXTENSION	418 ft³	11.8 m³
	16" RUBBER EXTENSION	466 ft³	13.2 m³
TOTAL WIDTH		105 in	267 cm
TOTAL LENGTH		233 in	592 cm
LOADING HEIGHT	(STANDARD TIRES)	99 in	251 cm
MIN HORSEPOWER		55 HP	
EMPTY WEIGHT		10,360 lbs	



5040


SPECIFICATIONS		IMPERIAL	METRIC
CAPACITY	9" RUBBER EXTENSION	486 ft³	13.8 m³
	16" RUBBER EXTENSION	534 ft³	15.1 m³
TOTAL WIDTH		105 in	267 cm
TOTAL LENGTH		237 in	602 cm
LOADING HEIGHT	(STANDARD TIRES)	109 in	277 cm
MIN HORSEPOWER		65 HP	
EMPTY WEIGHT		10,950 lbs	






5240

SPECIFICATIONS		IMPERIAL	METRIC
CAPACITY	9" RUBBER EXTENSION	523 ft³	14.8 m³
	16" RUBBER EXTENSION	574 ft³	16.3 m³
TOTAL WIDTH		104 in	264 cm
TOTAL LENGTH		237 in	602 cm
LOADING HEIGHT	(STANDARD TIRES)	113 in	287 cm
MIN HORSEPOWER		70 HP	
EMPTY WEIGHT		11,450 lbs	

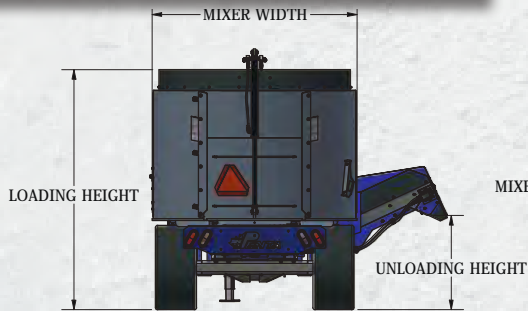






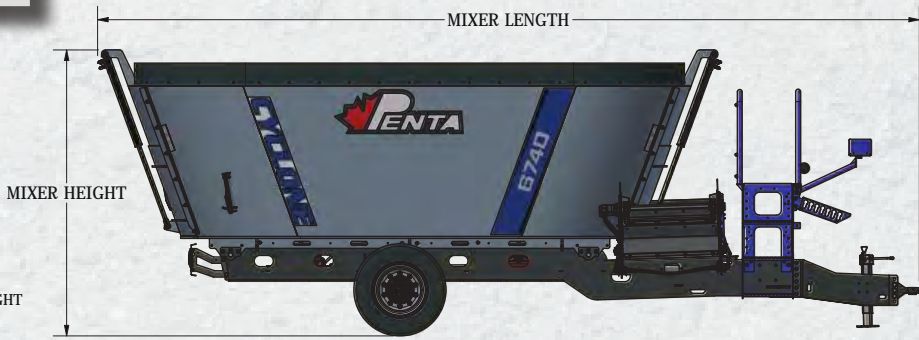
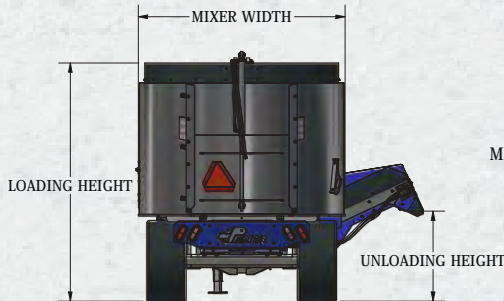
5540

SPECIFICATIONS		IMPERIAL	METRIC
CAPACITY	9" RUBBER EXTENSION	540 ft³	15.3 m³
	16" RUBBER EXTENSION	604 ft³	17.1 m³
TOTAL WIDTH		90 in	229 cm
TOTAL LENGTH		316 in	803 cm
LOADING HEIGHT	STANDARD TIRES	100 in	254 cm
MIN HORSEPOWER		75 HP	
EMPTY WEIGHT		15,200 lbs	




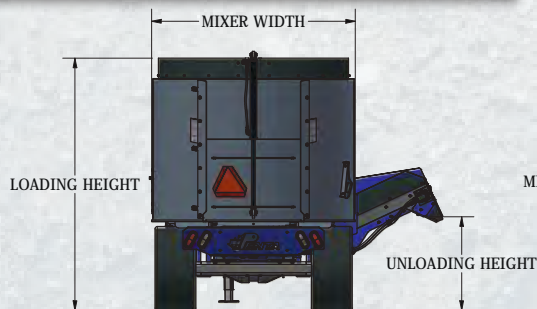
6740

SPECIFICATIONS		IMPERIAL	METRIC
CAPACITY	9" RUBBER EXTENSION	650 ft³	18.4 m³
	16" RUBBER EXTENSION	719 ft³	20.4 m³
TOTAL WIDTH		95 in	241 cm
TOTAL LENGTH		328 in	833 cm
LOADING HEIGHT	STANDARD TIRES	104 in	264 cm
MIN HORSEPOWER		90 HP	
EMPTY WEIGHT		16,125 lbs	



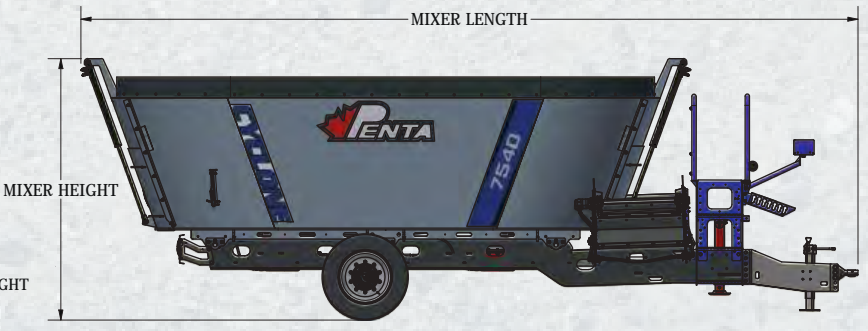
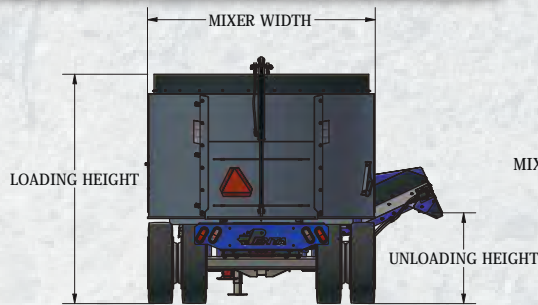
6040

SPECIFICATIONS		IMPERIAL	METRIC
CAPACITY	9" RUBBER EXTENSION	600 ft³	17 m³
	16" RUBBER EXTENSION	667 ft³	18.9 m³
TOTAL WIDTH		90 in	229 cm
TOTAL LENGTH		316 in	803 cm
LOADING HEIGHT	STANDARD TIRES	105 in	267 cm
MIN HORSEPOWER		80 HP	
EMPTY WEIGHT		15,430 lbs	



7540

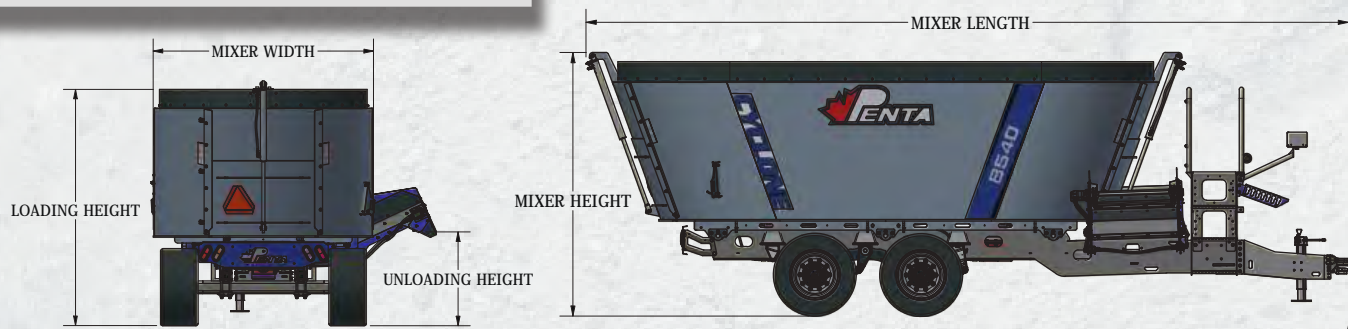
SPECIFICATIONS		IMPERIAL	METRIC
CAPACITY	9" RUBBER EXTENSION	759 ft³	21.5 m³
	16" RUBBER EXTENSION	844 ft³	23.9 m³
TOTAL WIDTH		105 in	267 cm
TOTAL LENGTH		339 in	861 cm
LOADING HEIGHT	(SINGLE AXLE CONFIGURATION)	108 in	274 cm
MIN HORSEPOWER		105 HP	
EMPTY WEIGHT		15,350 lbs	





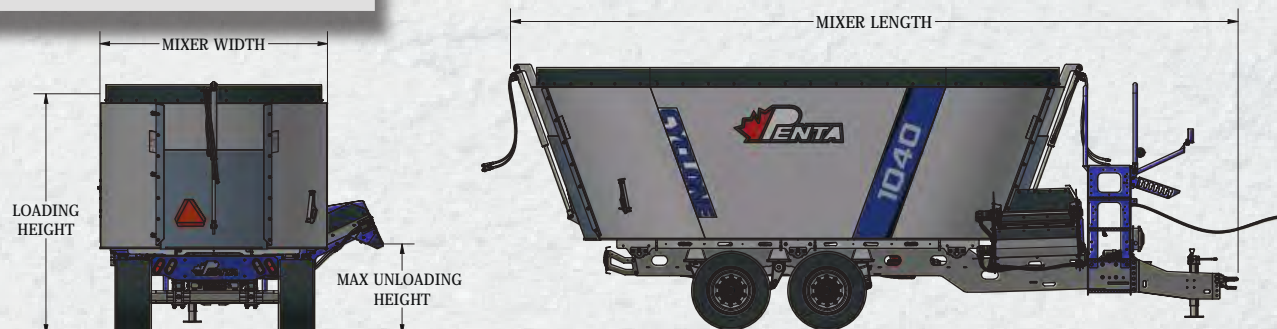
8540

SPECIFICATIONS		IMPERIAL	METRIC
CAPACITY	9" RUBBER EXTENSION	813 ft³	23 m³
	16" RUBBER EXTENSION	899 ft³	25.5 m³
TOTAL WIDTH		105 in	267 cm
TOTAL LENGTH		340 in	864 cm
LOADING HEIGHT	(SINGLE AXLE CONFIGURATION)	104 in	264 cm
MIN HORSEPOWER		110 HP	
EMPTY WEIGHT		16,940 lbs	



1040

SPECIFICATIONS		IMPERIAL	METRIC
CAPACITY	9" RUBBER EXTENSION	984 ft³	27.9 m³
	16" RUBBER EXTENSION	1078 ft³	30.5 m³
TOTAL WIDTH		112 in	285 cm
TOTAL LENGTH		342 in	868 cm
LOADING HEIGHT	(STANDARD TIRES)	118 in	300 cm
MIN HORSEPOWER		145 HP	
EMPTY WEIGHT		25,910 lbs	



9540

SPECIFICATIONS		IMPERIAL	METRIC
CAPACITY	9" RUBBER EXTENSION	960 ft³	27.2 m³
	16" RUBBER EXTENSION	1047 ft³	29.7 m³
TOTAL WIDTH		105 in	267 cm
TOTAL LENGTH		340 in	864 cm
LOADING HEIGHT	(STANDARD TIRES)	119 in	302 cm
MIN HORSEPOWER		130 HP	
EMPTY WEIGHT		24,730 lbs	



1240

SPECIFICATIONS		IMPERIAL	METRIC
CAPACITY	9" RUBBER EXTENSION	1166 ft³	33 m³
	16" RUBBER EXTENSION	1263 ft³	35.8 m³
TOTAL WIDTH		111 in	282 cm
TOTAL LENGTH		342 in	868 cm
LOADING HEIGHT	(STANDARD TIRES)	130 in	342 cm
MIN HORSEPOWER		170 HP	
EMPTY WEIGHT		27,450 lbs	





PENTA PROUD.

**AT PENTA EQUIPMENT, WE PRIDE OURSELVES ON BEING MORE THAN JUST A MANUFACTURER -
WE'RE A PARTNER FOR THOSE WHO DEMAND THE BEST FROM THEIR EQUIPMENT.**

With decades of expertise in agriculture and industrial machinery, we bring innovative design, robust engineering, and customer-focused solutions that meet the evolving needs of our clients.

PENTA PROUD.

Being "Penta Proud" means standing behind every piece of equipment we build. It reflects our commitment to delivering quality, reliability, and performance that our customers can trust, day in and day out. Through our precise manufacturing processes and our quality checks, we ensure that each machine lives up to the Penta name, empowering farmers and industrial operators to push boundaries and achieve more.

WE'RE DIFFERENT.

What sets us apart? It's not just our superior machinery; it's our entire approach. At Penta, we understand that every operation is unique, so we design products that cater to real-world challenges. Whether it's through customizable solutions, advanced technology, or responsive customer service, we ensure that our equipment fits seamlessly into your workflow, helping you achieve greater productivity with less hassle. We don't just meet industry standards - we exceed them by going the extra mile for our customers.

PENTA PROUD. WE'RE DIFFERENT.

At Penta, we're not just another equipment manufacturer. We stand proud because we build differently - machines that work harder, last longer, and deliver better results. Join the growing number of producers who trust Penta Equipment, and experience the difference for yourself.

WE'RE DIFFERENT.

***"We are looking
forward to the
exciting challenges
and opportunities that
our future holds"***

- Glenn Buurma
Owner/President








FOLLOW US ON SOCIAL MEDIA

 @pentafarmequip

 @PentaFarmEquip

 Penta Equipment

 @penta.farmequip

888-844-7788

www.pentaequipment.com